



GrowTech, Inc.
Sharper, Lighter, Stronger Tools

Professional Pruning Tools
Product Catalog

CONTENTS

Hand Pruners	4-5
Fruit Snips	6
Floral	7
Hedge Shears	8-9
Long Reach Pruners	10-11
Loppers	12-13
Hori Hori	14-15
Sickles	16-17
Trowels & Hoes	18-19
Pruning Saws	20-21
Polesaws and Saw Blades	22-25
Scissors	26-27
Bonsai	28-29
Pouches & Accessories	30
Marketing Materials	31

On the cover
BODIE Pruner - p. 4



Sharper, Lighter, Stronger Tools

BOONE Telescoping
Pruner - p. 11



BODIE Signature Heavy Duty Pruner

NEW!



HP-BODIE

Dual Lock Positions



The BODIE was created in response to strong demand from professional markets across the USA and in collaboration with leading engineers in Japan. Measuring **8.5 inches**, it's the **ideal size** for comfort and control in most hands. Combining **cutting-edge technology** with **exceptional Japanese design and craftsmanship**, it redefines what a hand pruner can be.

- **Innovative Blade Design:** Crafted from high carbon and stainless steel for the best combination of long-lasting sharpness and protection against rust and sap and easy clean-up.
- **Modern Ergonomics:** Comfortably fits a wide range of hand sizes, increases cutting leverage, and helps prevent strain from repeated use.
- **Dual Lock Positions:** The blades can be used fully open for large cuts, or locked partially open for quick, repeated small cuts.
- **Attention to Detail:** Anchored springs provide control. A tapered blade ensures smooth cuts, even on small materials. Finger-positioned grips improve handling. Die-cast aluminum handles and a hardened center bolt stand up to heavy use.

HAND PRUNERS



Specialty

KUROGO Modern Japanese Pruner



HP-KUROGO

- Traditional Japanese blades along with modern ergonomics supply superior long-lasting sharpness and cutting leverage
- All metal construction can handle tough work environments
- Lock can be opened and closed on the leg for single handed operation

Mid-Range

FLINT 8" Hand Pruner

NEW!



HP-FLINT

- 8" Hand pruner with ergonomic handle
- Dependable every-day pruner at a reasonable price
- Long-lasting sharpness and superior cutting leverage
- Replaceable blade

COLT 8" Precision Pruner



HP-COLT

- Traditional Japanese pruner design
- V-spring for a more responsive opening force, useful in sticky situations!
- The swing lock can be opened and closed on the leg for single handed operation.

BETI General Purpose Pruner

Red



HP-BETI-R

UTILITY Multi-purpose Shears



HP-UTIL

- Straight blade pruner designed for tough jobs
- The center bolt is specially hardened to prevent spreading



HP-BETI-Y

HP-BETI-V

HP-BETI-I

HP-BETI-P

- The signature 7" general-purpose pruner that has everything you need and nothing you don't
- Universal handle ergonomics, so everyone can use it
- Can be used around water and is easy to clean
- Available in 5 colors

Economy

ECONOMY 8" Pruner



HPK-KS4

- Economy pruner that supplies substantial performance at a great price
- Replaceable Japanese steel blade



FRUIT SNIPS

Designed for Professional Applications

The precision crafted Japanese steel blades are designed to hold their edge an extra long time and specialized to support gardening and nursery work as well as harvesting and cultivation.

Stronger Spring

The heavy duty V-Spring is designed for a longer lifetime and makes cutting easier with additional opening force after cuts, particularly helpful in gummy situations.

Sturdy Strap

The strap is made from fabric, not plastic, so it is made to last. It can be twisted to the outside during use to keep it out of the way while cutting.



FP-NN

FRUIT SNIPS Needle Nose Snips

Carbon Tool



FP-NN

High Carbon Tool Steel - Sap Groove

- High Carbon Tool Steel
- Fine Tip for precise cuts
- Responsive V-Spring is replaceable
- Includes Sap Groove for clean easy cuts

Stainless



FP-SS

Stainless Steel - Longer Blade

- Stainless Steel Blade for rust resistance
- Longer Blade for longer cuts and better reach
- Responsive V-Spring is replaceable
- Ideal for working around water!

FLORAL



Pruners

BETI General Purpose Pruner

Florists' Favorite!



HP-BETI-R



HP-BETI-Y

HP-BETI-V

HP-BETI-I

HP-BETI-P

- Go-to signature pruner! 7" fits smaller hands
- Tough enough to handle hard jobs and small enough to carry around easily
- Can be used around water and is easy to clean up
- Available in 5 colors.

SEKI Floral Knives

NEW!

- Japanese Stainless Steel folding knife
- Made in Seki city in Japan using Molybdenum Vanadium Stainless Steel, a special stainless steel with improved wear and corrosion resistance for an incredibly long lasting edge
- Available with Straight or Curved blade



KN-SEKI-ST



KN-SEKI-CR

Scissors

KIMII Signature Scissors

- Japanese multipurpose scissors with long-lasting sharpness
- Can be used around water and have exceptional cutting leverage.
- Available in 4 colors - Yellow, Ivory, Pink, and Violet



SS-KIMII-Y



SS-KIMII-Y

SS-KIMII-I

SS-KIMII-P

SS-KIMII-V

KIKII Floral Scissors



SS-KIKII

- The precision of a pruning shear with the light weight and comfort of scissors! The curved blade grasps stems for smooth and easy cuts.
- High carbon steel blades are specially hardened for long-lasting sharpness
- Blades are hard chrome plated to supply the best protection against rust and build up of material on the blades.

Thorns

THORN STRIPPER



ACG-RTS

- Quickly and easily strips thorns and leaves off flower stems
- Adjustable to all sizes of stems





BARRETT Precision Hedge Shears

Super Light for
Precise Cuts



HS-BARRETT

- Super lightweight and well balanced
- Strong handles for better cutting power and durability
- Comfort grips and bumpers for continued comfort
- Replaceable Blades

GT BARRETT Precision Hedge Shears deliver exceptional performance. **Incredibly lightweight** and **perfectly balanced**, these shears are engineered for **strength and durability** without added bulk. The **razor-sharp blades**, made from specially hardened high-carbon steel, cut cleanly from the fulcrum to the tip—offering effortless, **scissor-like precision** with every stroke.

HEDGE SHEARS



BENRI Extendable Hedge Shears

30" - 47"

HS-BENRI



- Adjustable length: Easily extends from 30" to 47" with smooth, secure stops at any desired length
- High-carbon steel blades are specially hardened to maintain sharpness for an extended period
- Mirror-finished blades provide a smooth, polished surface for clean, precise cuts

IKASU Topiary Shears



HS-IKASU (N207)



ACK-N238
Custom Sheath
Available Separately

- 4.5" high-carbon tool steel blade is perfectly designed for precision cuts in topiary work
- Hard chrome-plated blade offers excellent rust resistance and easy cleanup after use
- Rust-proof stainless steel spring ensures long-lasting durability and smooth operation
- Anti-slip, lightweight handle features a removable hand guard for added safety and convenience

SAKU Heavy Duty Hedge Shears

- Heavy Duty shears feature strong and sharp blades ideal for tougher jobs!
- Specially hardened center bolt prevents spreading
- Blades are specially hardened for long lasting edge



23"

HSK-SAKU (372)



29"

HSK-SAKU-L (375)



25"

MUTEKI

HSK-MUTEKI

HOPPER Lopping Hedge Shears



HSK-HOPPER

26"



Serrated Edge for thicker cuts!

A cross between a hedge shear and a lopper!
The serrated section and design allow you to cut thicker material.

Precision

Heavy Duty



Leather Blade Cap

Available Separately

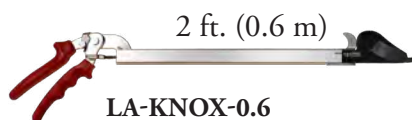
Snap to securely cover blade.
Fits the BOONE, KNOX, NASH, and
TAKAI pruners.

ACC-LRP

KNOX Rugged Long Reach Pruner

NEW!

Our toughest
model yet!



LA-KNOX-0.6



LA-KNOX-1.0



LA-KNOX-1.5



LA-KNOX-2.0

Engineered for extreme durability, this is our most rugged option.

- **Extreme Durability:** Reinforced inner mechanism delivers more cutting power than standard models, easily handling branches up to 1" thick.
- **Low Maintenance:** We've eliminated the handle spring, reducing upkeep and boosting long-term reliability.
- **Tough Construction:** Square pipe construction keeps the tool light for all-day use while maintaining the strength to tackle heavy-duty tasks.
- **Powerful Blade:** The hardened, high-carbon tool steel blade cuts through tough material with ease.
- **Branch Hook:** Built-in branch hook for quickly and safely clearing cut material. Connected to the pipe, not the blade, for less stress on the inner mechanics and longer durability.

Available in four lengths to match the demands of any task

LONG REACH PRUNERS



BOONE Telescoping Long Reach Pruners

Extends 4-7 ft.



LA-BOONE-2.0

Extends 6-11 ft.



LA-BOONE-3.3

Our longest-reach BOONE pruners are designed for maximum durability and versatility.

- **Stronger Connection:** The stronger inner mechanism offers superior cutting power and capacity (up to .6").
- **Low Maintenance:** Requires far less upkeep than other models, meaning less downtime and lower costs for you.
- **More Than Just Pruning:** Includes a pruning saw for larger cuts and "cut and hold" grips to help you manage cut material with ease.
- **Tough Blade:** The blades are built to handle tough material
- **Adjustable Reach:** Telescoping action lets you choose the perfect length and securely locks into place.
- **Enhanced Control:** Sliding support grip ensures better stability and control when fully extended.

Available in two lengths so you can safely prune branches from the ground without the need for ladders.

NASH Precision Heavy Duty Pruner

Our NASH pruners offer both durability and efficient, fast pruning with bigger cutting capacity and a rotating handle.

- **Faster Cuts:** The rotating handle lets you cut more quickly, saving time on tasks.
- **Powerful Performance:** A strong internal mechanism provides more cutting power and capacity (up to 1"), so you can tackle bigger jobs with ease.
- **Low Maintenance:** Requires less upkeep than competing models, resulting in less downtime and reduced costs for you.
- **Tough Blade:** Built to handle even the toughest cuts.
- **Precise Control:** The sliding support grip gives you enhanced stability, making each cut faster and more precise.



Cutting Capacity - 1"

Rotating
Handle!

Available in two lengths to match your needs.

5 ft. (1.5 m)



LA-NASH-1.5

6.6 ft. (2.0 m)



LA-NASH-2.0



LOPPERS




Branch Hook

Specially designed hook to help remove cut branches.

Fixed Handle

Oval cross section for extra strength.



LP-TAKAI-2.0

Rotating Pipe

Lightweight yet strong Aluminum pipe rotates up to 110° to give you the right angle for the cut.

Lever Arm

Oval cross section for extra strength. Opens up to 100°.

High Carbon Steel Blades

Replaceable blades are made from special heat treated high carbon steel and designed to cut up to 1.5".

Loppers with Reach!

TAKAI Long Reach Loppers

Engineered for reach, not bulk, the new GrowTech® TAKAI Loppers make it easier to position the blades exactly where you need them—especially in **tight, crowded, or hard-to-reach spaces**. Whether you're working around **dense foliage, thorny branches**, or **awkward angles**, these loppers give you the **control** and **access** you need. With a cutting capacity of up to 1.5", they handle tough jobs with ease. For anything larger, it's time to reach for a saw!

Orchard



3.3 ft. (1 m)

LP-TAKAI-1.0



6.6 ft. (2 m)

LP-TAKAI-2.0

Vineyard

NEW!



2 ft. (0.6 m)

LP-TAKAI-0.6

Specially sized and shaped for vineyard use! Cutting Capacity 1.25"




HORI-HORI



HANA Multipurpose Digging Tool

KNK-HANA-R



FRONT



BACK

The essential tool
for gardeners!

KNK-HANA



FRONT



BACK



*Synthetic Sheath
Included*

“Hori Hori” means “dig-dig” in Japanese! The HANA is a versatile tool ideal for **digging, weeding, planting, dividing, and cutting sod**. The **stainless steel blade** features a **beveled edge** for digging, a **serrated edge** for cutting, and **depth markings** for precise planting. Includes a **reinforced vinyl sheath** for safe storage. A trusted favorite among Master Gardeners!

- Perfect for digging, weeding, planting, and dividing perennials
- Japanese Stainless Steel
- Synthetic Sheath included
- Available with Rubberized or Wood Grip



The perfect weeding tool!

JOST Nejiri Kama Weeding Sickle



- Single twisted high carbon steel shank provides extra strength and durability
- Sharpened blade can be used flat like a hoe, or the tip can be used to remove weeds at the root
- Specially shaped to reach into tight spaces and around existing plants

Left Handed Option



Perfect for **tight spaces** and delicate growth, the JOST's **razor-sharp edge** slices through soil with precision. **Forged from a single piece** of high-carbon steel, its **twisted shank** adds strength and creates an **ideal working angle**. The **pointed tip** digs out deep-rooted weeds. **Lightweight, durable**, and built for control.

SPECIALIZED SICKLES



SUKIMA KAMA Concrete Joint Sickle, 16"

- Shaped to weed in tight spaces - great for between blocks and near walls
- Serrated edge for grasses
- Sharpened top edge for scraping



KNK-HTS1426

TAFU Grass Sickle, 13"



KNK-HT0802

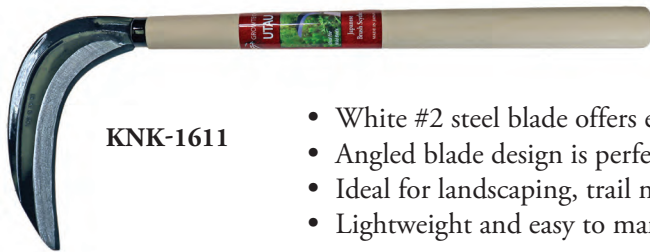
- Serrated edge ideal for grasses
- Carbon Tool Steel Blade for Stronger Teeth

Left Handed Option



KNK-HT0802-LFT

UTAU Brush Scythe, 16"



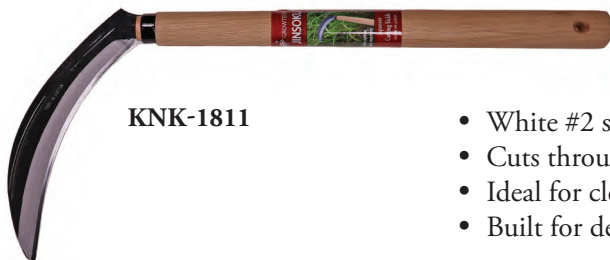
KNK-1611



Angled Blade

- White #2 steel blade offers excellent durability and edge retention
- Angled blade design is perfect for efficiently clearing brush, tall grass, and overgrown areas
- Ideal for landscaping, trail maintenance, and clearing wild or untamed spaces
- Lightweight and easy to maneuver for extended use with less fatigue

JINSOKU Cutting Sickle, 17"



KNK-1811

- White #2 steel blade delivers exceptional toughness and edge retention
- Cuts through branches up to 3/4" in diameter with ease
- Ideal for clearing wild, overgrown areas, including brush, vines, and tall grass
- Built for demanding outdoor work where durability and performance matter

KINOKO KAMA Long Reach Sickle, 36"



KNK-HT1416

- Short Straight Blade for Quick Cuts
- Ideal for water gardens, vines, and super sacks!

Cutting



TAMI Japanese Gama Hoe, 16"



- Sharpened High Carbon Steel Blade
- Reaches into tight spaces
- Single twisted shank (not welded) for extra strength and durability

This traditional hoe makes tough garden tasks easier. The **sharpened high-carbon steel blade** cuts through soil and roots with ease, while **hardened edges** hold their edge longer. A **slim profile** reaches tight spaces, and the **single-piece twisted shank** adds **strength and durability**.

KNK-TAMI

TROWELS & HOES



SHOVELS

ISHOKU KOTE Sharp Edged Hand Trowel



KNK-SK512D

- Sharpened V-Tip for weeding and transplanting



KNK-SK511A

- Wider blade for easy potting and planting

Sharpened blade
slices through
soil and roots!

SURUDOI KOTE Long Handled Trowel, 24"



KNK-SK0008

- Forged blade with longer handle for extra reach

KATATE KUWA Combination Hoe

- Ideal for clearing wild beds!



KNK-AZ102

KANTA Hand Rake

- Great for preparing beds!



KNK-AZ107

SANKAKU KUWA Triangle Hoe

Triangle Hoe



KNK-MT215

- Both edges are beveled and sharpened for quicker, easier furrows



MAKOTO MATTOCK Narrow Hoe

Narrow Hoe




KNK-AZ105

- Sharp and strong blade for quick clearing
- Great for clearing around roots and objects



HOES

KUSAKEZURI Half-Moon Hoe, 3 ft.



KNK-AZ302C

- Lightweight long handle - 3 ft. long for extra reach
- Super sharp broad blade (approx 9 inches wide) to clear more area faster



BLACK JAWS Fixed Pruning Saw

NEW!

18" OAL / 10.6" BLADE



SA-FIXED270

- Features a **fluorine coating** to **reduce friction** for easier cuts with less binding, and to help prevent sap build-up
- **Impulse hardened teeth** with hard chrome plating for the longest lasting sharpness and rust prevention
- The **rubberized ergonomic handle** enables a more comfortable and secure grip
- **Scabbard Included**

Fixed

PRUNING SAWS



BLACK JAWS Folding Saws

11" OAL / 5" BLADE



SA-POCKET



17" OAL / 8" BLADE



SA-FOLDING



- Features a **fluorine coating** to **reduce friction** for easier cuts with less binding, and to help prevent sap build-up
- **Impulse hardened teeth** with hard chrome plating for the longest lasting sharpness and rust prevention
- The blade **locks into 2 positions** so you can choose the right angle for the job
- The **rubberized ergonomic handle** enables a more comfortable and secure grip

CODY Pruning Saw

15" OAL / 9.5" BLADE



SA-CODY

- **Precision ground blade** for smooth easy cuts
- **Gullets** for efficient sawdust removal
- **Impulse hardened tri-edge teeth** for a long lasting edge
- Replaceable blade
- Securely stores in **included scabbard**

POLESAW BLADES

KURO 320 Polesaw Blades

Blade Thickness

Blade is thicker, which substantially reduces the possibility of breakage

Black Plating

New innovative process supplies improved protection against rust and sap build up, extending the life of the blade

Hole Pattern

Supplies 2 positions on any standard universal hole pattern adapter

SB-KURO320

- **Double-plated finish:** Nickel-plated, then **black-plated** for enhanced rust and sap resistance, while strengthening the blade to prevent breakage
- **Premium SK-85 steel** offers an ideal balance of hardness and flexibility, ensuring long-lasting life
- **Even-tooth, tri-edge** pull saw design provides the fastest and most efficient cutting available
- **Optimized tooth pitch** specifically designed for quick, clean cuts on live wood
- **Universal fit:** Compatible with universal pole saw adapters

Everything you need in a pole saw blade and nothing you don't.

SHIRO 330 Polesaw Blades **NEW!**



SB-SHIRO330

- **Chemical nickel plating** provides protection against rust and sap buildup for cleaner cuts
- High-quality **SK-5 steel** offers the perfect balance of hardness and flexibility for long-lasting performance
- **Even-tooth, tri-edge** pull saw design ensures the fastest, most efficient cutting available
- **Optimized tooth pitch** for cutting live wood with precision and ease
- **Universal fit:** Fits universal pole saw adapters for versatile use

Black Finish

Nickel Finish

LIGHTWEIGHT POLESAWS



YUGEN Telescoping Lightweight Polesaw

The YUGEN Telescoping Pole Saw is ultra lightweight and designed for quick and easy cutting.

- **Super lightweight design** for easy handling and reduced fatigue
- **Effortless telescoping mechanism:** Simply twist to extend and secure at any desired length
- **10.5-inch tri-edge blade** designed for smooth, efficient cuts. Blade is replaceable.
- **Impulse-hardened blade** maintains a sharp, long-lasting edge
- **Nickel-plated finish** provides superior rust and sap resistance
- **Four adjustable blade positions** for versatile, precise cutting in various angles
- **Folding blade** ensures convenient, compact storage when not in use
- Available in **three sizes**

Extends to 10 ft.



SC-YUGEN-L

Collapses to 6 ft.



Folds to 5 ft.



Extends to 7 ft.



Collapses to 4 ft.



Folds to 3 ft.



SC-YUGEN-M



4 Blade Positions

Extends to 3.6 ft.



Collapses to 2.5 ft.



Folds to 1.5 ft.



SC-YUGEN-S



HEAVY DUTY POLESAWS



ENSO Heavy Duty Telescoping Polesaw **NEW!**

The ENSO Pole Saw is engineered for serious performance and long-term durability, offering key features that set it apart from traditional pole saws.

Key Advantages:

- **Low-Maintenance Locking System**

The ENSO's poles lock securely into set positions without relying on friction-based clamps or traditional locking mechanisms. This design significantly extends the tool's lifespan by eliminating wear-prone parts—resulting in greater durability and lower maintenance over time.

- **Foldable Blade for Safe Storage**

The saw blade folds neatly into the handle when not in use, reducing the tool's size for safer handling and easier transport. It's a major safety upgrade over fixed-blade designs.

- **Customizable Cutting Angles**

The replaceable blade adjusts to four different angle positions, allowing you to tailor your cutting approach to suit the task at hand. Whether pruning overhead or at awkward angles, the ENSO adapts to your needs.

- **All the High-End Features You Expect**

- The pipes have **grooves** and a **box shape** to increase **strength and rigidity**. This means less sway when being used and more force can be applied.
- The **non-slip grip** supplies excellent grip support which makes cutting easier.
- The blade has top-quality features such as **impulse hardened teeth** and a **nickel plated** finish to supply smooth cuts and ensure long life.

Innovative
Locking System

Available in 3 Lengths

Extends to 16.5 ft.
Folds to 6 ft.

Extends to 13 ft.
Folds to 5 ft.

Extends to 10 ft.
Folds to 4 ft.

5 Blade Angle
Positions

Scabbard Included



SC-ENSO-3

SC-ENSO-4

SC-ENSO-5



SCISSORS



KIMII Multi-Purpose Scissors

Amazing Strength
and Precise Cuts!

- High-carbon tool steel blades are specially hardened to maintain a razor-sharp edge over time
- Hard chrome plating provides superior resistance to rust and sap buildup for cleaner cuts and easier maintenance
- Ergonomic handle offers a comfortable, secure grip for extended use
- Available in Yellow, Violet, Ivory, and Pink to suit your style or color-code your tools



SS-KIMII-Y
Yellow



SS-KIMII-V
Violet



SS-KIMII-I
Ivory



SS-KIMII-P
Pink

KIKII Floral Scissors

Curved Blade is
Perfect for stems!



SS-KIKII

- Combines the precision of a pruning shear with the lightweight comfort of scissors for effortless trimming
- Curved blade design gently grips stems, allowing for smooth, controlled cuts
- High-carbon tool steel blades are specially hardened to maintain a sharp, durable edge
- Hard chrome plating resists rust and reduces material buildup for cleaner, low-maintenance performance





TAFI Folding Bonsai Saw



SA-TAFI

- **Strong yet flexible blade** ideal for pruning small branches with precision
- **Compact folding design** fits easily in your pocket or tool bag for convenient portability
- **Impulse-hardened teeth** maintain a razor-sharp edge for longer-lasting cutting performance

BS100C Fixed Blade Bonsai Saw



SAK-BS100C

- **Slim, fixed blade** design provides stability and control for detailed work
- **Long, narrow blade** easily reaches into dense foliage and tight spaces
- **Fine, razor-sharp teeth** deliver clean, precise cuts on small limbs and branches
- Ideal for **bonsai shaping, detail pruning**, and other precision gardening tasks
- Lightweight and well-balanced for comfortable, accurate handling

320 Bonsai / Cultivation Scissors



SS-320BT

- Straight Blade
- Carbon Tool Steel Blade



SS-320BM

- Angled Blade
- Carbon Tool Steel Blade



SS-320DXT

- Straight Blade
- Stainless Steel Blade



SS-320DXM

- Angled Blade
- Stainless Steel Blade

POUCHES / ACCESSORIES

Pruner Pouches



ACC-SHKS4C

8" Hand Pruner Pouch
with Clip and Belt Slits

Fit models: BETI, BODIE, COLT, FLINT,
KS4, KUROGO, UTIL



ACC-CONE

GrowTech Cone Pouch
with Clip



ACC-LPFP

GT Fruit Snips Pouch
with Clip

Fit models: FP-NN, FP-SS

Scissor Pouch



ACC-SSLP

GT Scissor Pouch
with Clip

Fit models: KIMII, KIKII


Long Reach Pruner Cap



ACC-LRP

Fit models: BOONE, KNOX,
NASH, TAKAI


Sharpening Stone



AC-STONE

- Whet stone is ideal for all Pruning blades
- Shaped to fit between blades without the need to disassemble the pruner

Rust Eraser



AC-RE

- Quickly remove the rust from your favorite tools!
- Just rub the eraser over rusted areas to remove rust, then clean the blade and you are ready to go!

GT Cleaner

- Spray cleaner to quickly and safely clean pruner blades
- Spray onto blade or cloth, wait a few minutes, and wipe clean. Repeat as necessary.
- 300 ml. Spray bottle



AC-CLEANER

Camelia Oil

- Ideal for conditioning blades and wooden handles
- Lubricates and protects against rust
- Non-toxic, non-drying, and odorless
- 3.5 oz. Bottle with nozzle



AC-CAM

MARKETING



Floor Rack Display



MM-FLOOR

- 44" x 72" x 22" (*width x height x depth*)
- Includes 36 hooks to hang GT products
- Double sided header
- Includes racks on sides to hold long reach pruners
- Includes basket on bottom

Counter Display



MM-CTR5

- 23" x 19" x 7" (*width x height x depth*)
- Includes 5 hooks to hang GT products

Window Cling



MM-WC5

- 5" Diam. Circle
- Front Cling to use on inside of window

Stickers



MM-STK6

- 6" Diam. Circle
- Easy Peel Back



MM-STK2

- 2" Diam. Circle
- Easy Peel Back
- Great for Helmets!

New Items:

BODIE Heavy Duty Pruner



BODIE - p. 4

FLINT 8" Hand Pruner



FLINT - p. 5

KNOX Lightweight Heavy Duty Long Reach Pruners



KNOX - p. 10

ENSO Heavy Duty Telescoping Polesaw



ENSO - p. 25

BLACKJAWS Fixed Saw



FIXED270 - p. 20

TAKAI Vineyard Lopper



TAKAI-0.6 - p. 13

SHIRO 330 Polesaw Blade



SHIRO 330 - p. 22

GT Cleaner



AC-CLEANER - p. 30

Camelia Oil



AC-CAM - p. 30



GrowTech, Inc.

TOLL FREE: 800-204-4769

FAX: 615-376-6371

www.growtech.com

growtech@growtech.com

7106 Crossroads Blvd. Suite 216

Brentwood, TN 37027